




Where to Buy Pass

1	Myeong-dong Tourist Information Center
2	Dongdaemun Tourist Information Center
3	Seoul Tourism Plaza Tourist Information Center
4	Incheon International Airport Book Store (Terminal 1 1F & 3F, Terminal 2 3F) * You can only buy card pass with cash
5	CU Convenience Stores (Except stores in the airport) * You can only buy mobile pass with cash at CU cvs

How to Use Pass

1	2	3
		
Present the QR Code on your pass to a ticket booth in each attractions.	Receive an entry ticket.	Enter the attraction with the ticket.

Pass Activation

Your pass will be automatically activated upon free entry to your first tourist attraction.

*Purchasing/using an eSIM after purchasing a pass does not start the pass time.

How to Use eSIM

1	Run the Discover Seoul Pass application, and tap "MY PASS"
2	Click the eSIM voucher button at the bottom of the mobile pass
3	Select the item you want on the eSIM purchase page, then proceed to checkout
4	Register the eSIM voucher received via email

Help Center

Operating Hours	Everyday 09:00 - 18:00
Lunch Time	Everyday 12:00 - 13:00
Call Us	+82 1644-1060
E-mail	support@discoverseoulpass.com



Discover Seoul Pass

[Website](#)



Download on the

[App Store](#)



Get it on

[Google Play](#)

DISCOVER SEŌUL PASS



SEOUL M! SOUL

SEOUL TOURISM ORGANIZATION

What is a Discover Seoul Pass?

Discover Seoul Pass is Seoul's first free pass available for 48/72/120 hours.

Free Entry

Have free access to major tourist attractions in Seoul
70+ Free Attractions



Discount Benefits

Discount benefits on Performance, shopping and one-day class
100+ Discount Attractions



Transportation

Transportation card, Airport Express Train (AREX), Seoul Public Bike (Ttareungi), Airport Bus (K Limousine), City Tour Bus (Red, Yellow Bus)



Mobile App

Check remaining pass duration by purchasing /using a Mobile Pass or registering a Card Pass



Free Transportation with Discover Seoul Pass!



How to get Airport Express Train (AREX) ticket

Click to visit "Issue AREX Ticket Code" page >>

Click ME!



With Card Pass	
1	Access to AREX ticket code issue page.
2	Get your AREX ticket by entering a 10-digit QR code on the back of your pass.
3	If you enter the 13 digit numbers of AREX code in the ticket machine, the one-way ticket will be issued.

With Mobile Pass	
1	Launch the Discover Seoul Pass application
2	Tap the "AREX Code" on the Mobile Pass screen.
3	Enter 13 digits of the AREX Code number into the ticket machine and the one-way ticket will be issued.



How to get on K Limousine (Airport Bus)

*Mobile Pass Only

Scan the QR code of your pass before boarding.

Bus Station	
T1	3B, 4A Bus Station (1F)
T2	7, 18, 19 Bus Station (B1)

* A one-way ride of the whole route is free of charge.
 * Please visit the official website for routes and timetable (<https://www.kallimousine.com>)



How to use Seoul Bike (Ttareungi)

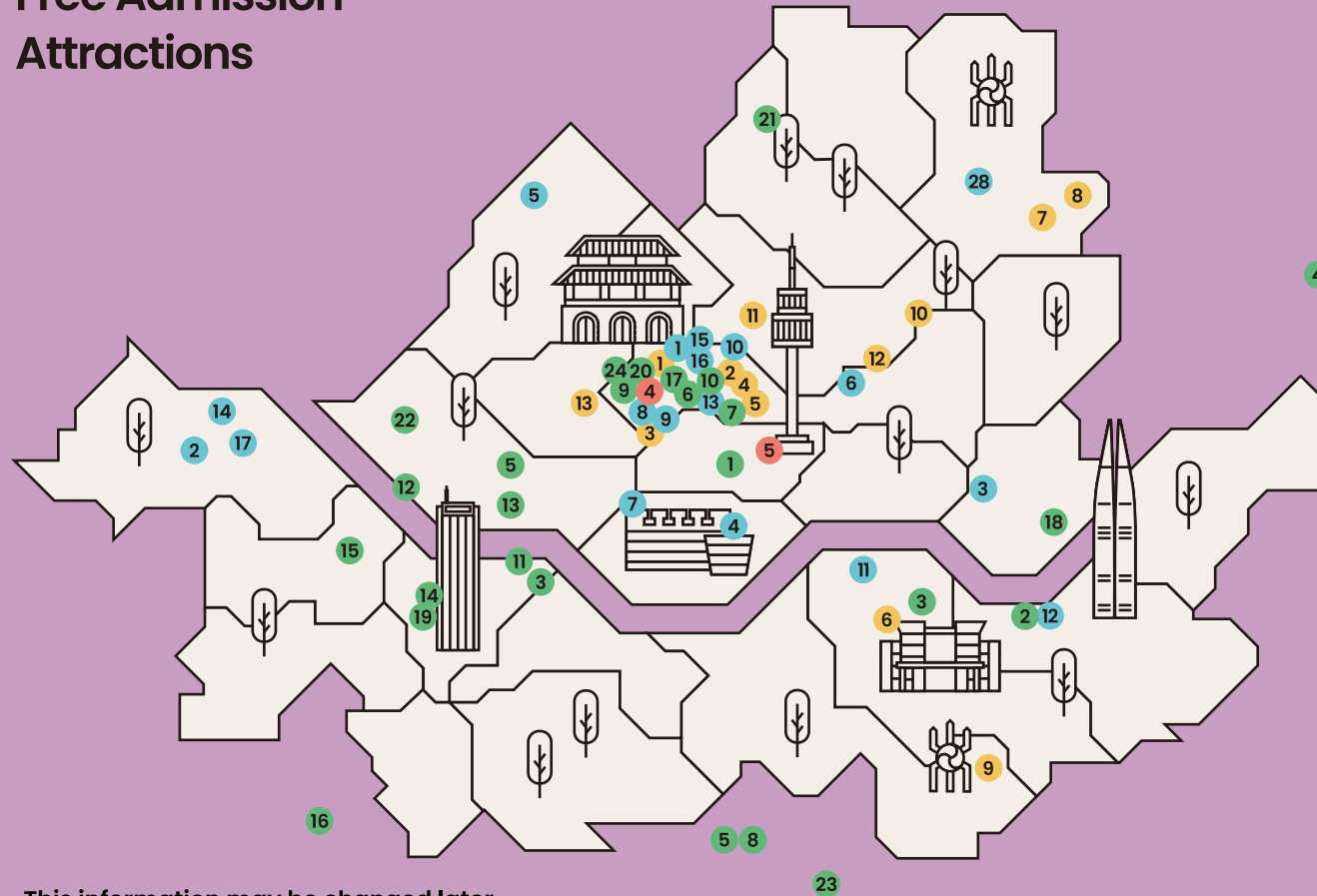
1	Download Seoul Public Bike (app), and click "Foreigner"
2	Tap "Menu" > Tap "Purchase Pass" > Tap "Discover Seoul Pass" > Tap "All day (24h)"
3	Enter a 10-digit pass QR code and your email address > Tap "Pay Amount"
4	Scan the QR code for a new bike or enter the rental code for a old bike in a nearby Ttareungi bike rental station



How to use Transportation Card

Transportation Card included in your card pass must be topped up to be used for public transportation. Transportation Card can be topped up at convenience stores or card service kiosks inside subway stations.

Free Admission Attractions



This information may be changed later, so please visit our website for the latest information.

History (13)	
1	Gyeongbokgung Palace
2	Changdeokgung Palace
3	Deoksugung Palace
4	Changgyeonggung Palace
5	Jongmyo Shrine
6	Seolleung & Jeongneung Royal Tombs
7	Taereung Royal Tomb
8	Gangneung Royal Tomb
9	Heolleung & Illeung Royal Tombs
10	Uireung Royal Tomb
11	Jeongneung Royal Tomb
12	Yeonghwiwon Royal Tomb
13	Seodaemun Prison History Hall

Click ME!



Check out 110+ coupon attractions

Click ME!



Check out all attractions on Google Maps

Museum (17)	
1	National Museum of Modern and Contemporary Art, Seoul
2	Space K
3	Seoul Children's Museum
4	Leeum Museum of Art
5	Eunpyeong History & Hanok Museum
6	Seoul K-Medi Center
7	Museum of Japanese Colonial History In Korea
8	Presseum
9	Ilmin Museum of Art
10	Korean Museum of Straw and Life
11	Figure Museum W
12	Lotte World Folk Museum
13	Museum Kimchikan
14	Gyeongjae Jeongseon Art Museum
15	Gahoe Museum
16	Bukchon Museum
17	Seoul Botanic Park

Entertainment (24)	
1	N Seoul Tower (Observatory)
2	Lotte World Adventure
3	COEX Aquarium
4	Nami Island
5	Seoul Land
6	Colorpool Museum
7	Alive Museum
8	Seoul Zoo & Skylift
9	Hanboknam (Gyeongbokgung)
10	Hanboknam (Changdeokgung)
11	E-Cruise
12	Seoul Battleship Park
13	Football Faentassium
14	Zoolung Zoolung (Times Square Branch)
15	Mokdong Icerink
16	Gwangmyeong Cave
17	HANBOK DAY
18	Bunker des Lumières
19	Sealala Sauna
20	Daehan Hanbok
21	Seoul Hiking Tourism Center (Bukhansan)
22	Seoul E-Land FC
23	Korean Folk Village
24	Seoul Hiking Tourism Center (Bugaksan)

Transportation (5)	
1	Airport Railroad Express (AREX)
2	K Airport Limousine Bus
3	"Ttareungi" Seoul Public Bike
4	Seoul City Tour Bus (Red Bus)
5	Yellow Balloon City Bus

Travel Service (3)	
1	SK Telecom Free SIM Card (One-day)
2	SK Telecom Free eSIM Card (One-day)
3	Foreign Tourists Korea Traveler's Insurance